MY FUNDRAISING PLACE

SELLER: USING YOUR ONLINE STORE

Step 1: Get Your Unique Store Link

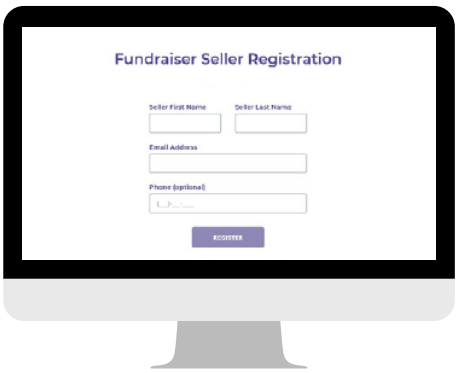

Self-Register

You will receive a link to register for your online sale. Complete the form and you'll receive a link to your store.

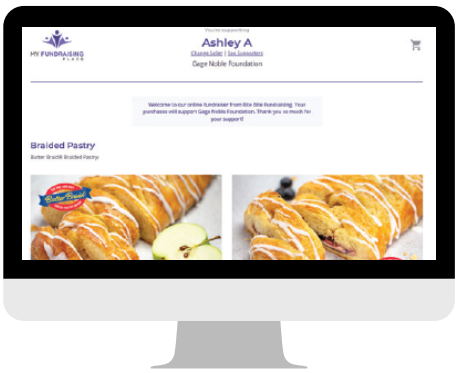

Pre-Registered

Your coordinator may have pre-registered you for the sale and you will receive an email with a direct link to your page.

Step 2: Promote Your Sale

Use the icons on your page to promote your sale on various social media platforms.

Tip: Be sure to include what you are raising money for

Step 3: Track Your Progress

Click ***See Supporters*** to view your sellers stats and see how much you've sold.

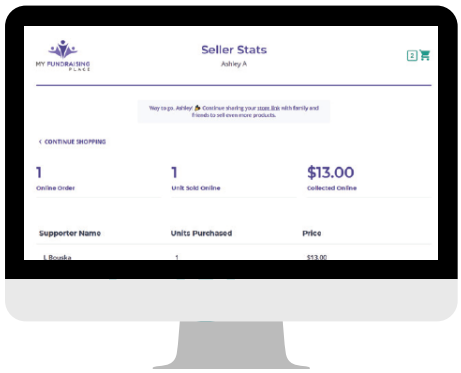

Step 4: Deliver Your Orders

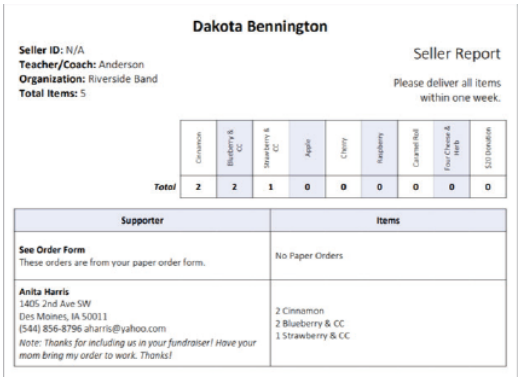

Dakota Bennington

Seller ID: N/A
Teacher/Coach: Anderson
Organization: Riverside Band
Total Items: 5

Seller Report

Please deliver all items within one week.

	Cinnamon	Blueberry & CC	Strawberry & CC	Apple	Cherry	Raspberry	Caramel Roll	Four Cheese & Herb	$20 Donation
Total	2	2	1	0	0	0	0	0	0

Supporter	Items
See Order Form These orders are from your paper order form.	No Paper Orders
Anita Harris 1405 2nd Ave SW Des Moines, IA 50011 (544) 856-8796 aharris@yahoo.com *Note: Thanks for including us in your fundraiser! Have your mom bring my order to work. Thanks!*	2 Cinnamon 2 Blueberry & CC 1 Strawberry & CC

At the end of your fundraiser you will receive a seller report with your customer information so you can deliver their orders.

Way to go!